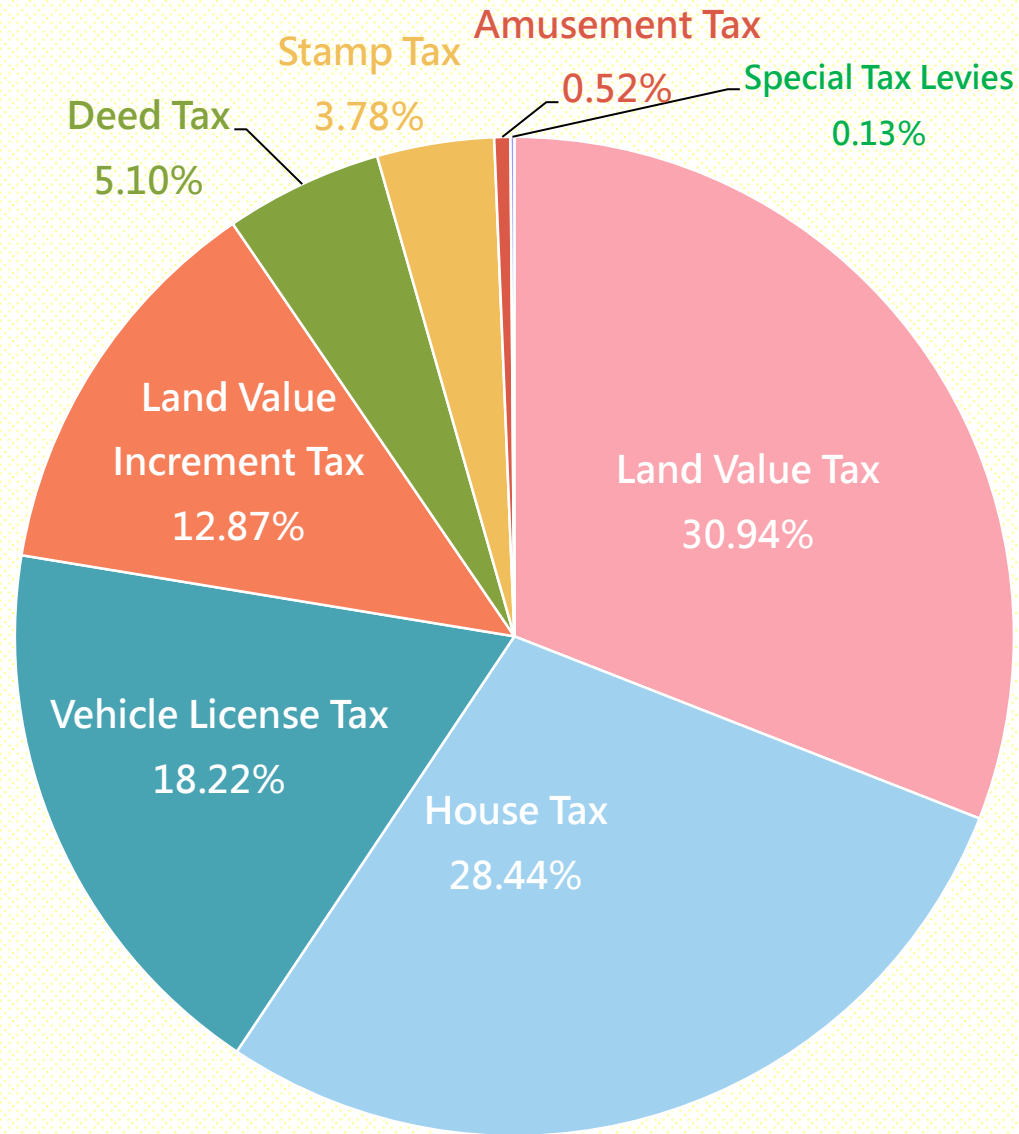


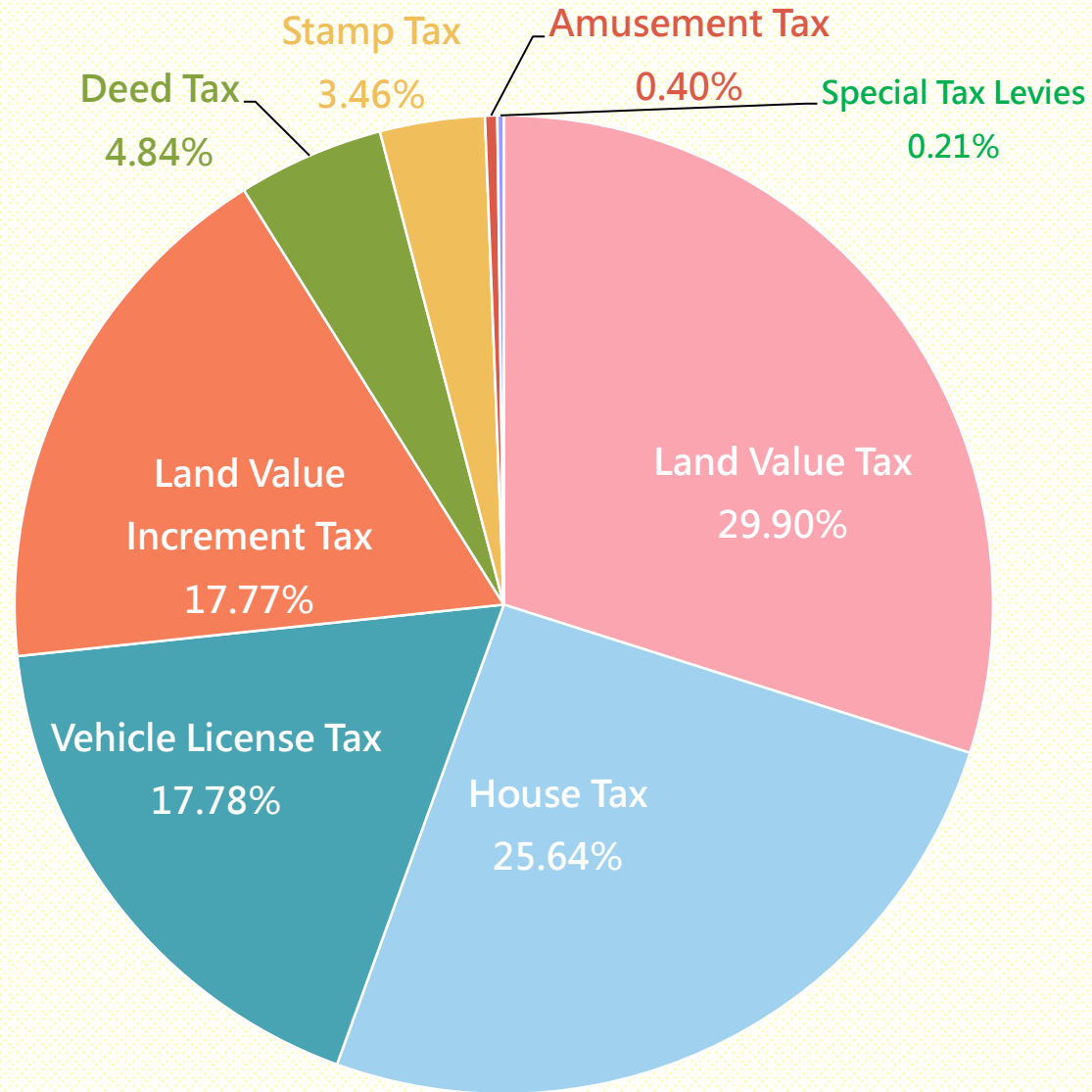
# 2023 Structure of Tax Revenues



## 2023 Structure of Tax Revenues

Item of Tax	Revenues (NT \$ Million)	Percentage (%)
Land Value Tax	12,966	30.94
House Tax	11,916	28.44
Vehicle License Tax	7,634	18.22
Land Value Increment Tax	5,394	12.87
Deed Tax	2,137	5.10
Stamp Tax	1,586	3.78
Amusement Tax	218	0.52
Special Tax Levies	53	0.13
<b>Total</b>	<b>41,905</b>	<b>100.00</b>

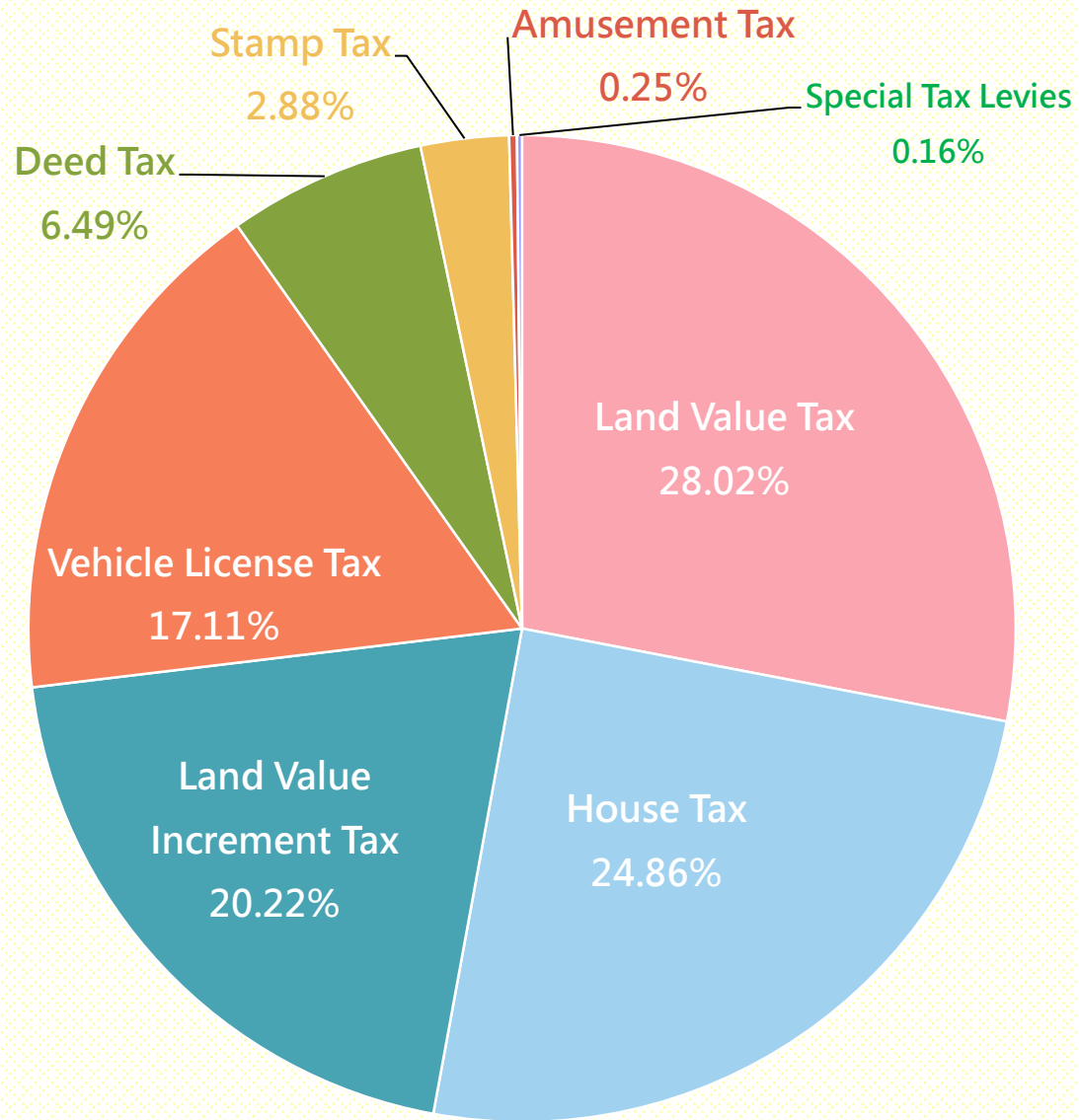
# 2022 Structure of Tax Revenues



## 2022 Structure of Tax Revenues

Item of Tax	Revenues (NT \$ Million)	Percentage (%)
Land Value Tax	12,728	29.90
House Tax	10,913	25.64
Vehicle License Tax	7,568	17.78
Land Value Increment Tax	7,564	17.77
Deed Tax	2,058	4.84
Stamp Tax	1,474	3.46
Amusement Tax	172	0.40
Special Tax Levies	89	0.21
<b>Total</b>	<b>42,566</b>	<b>100.00</b>

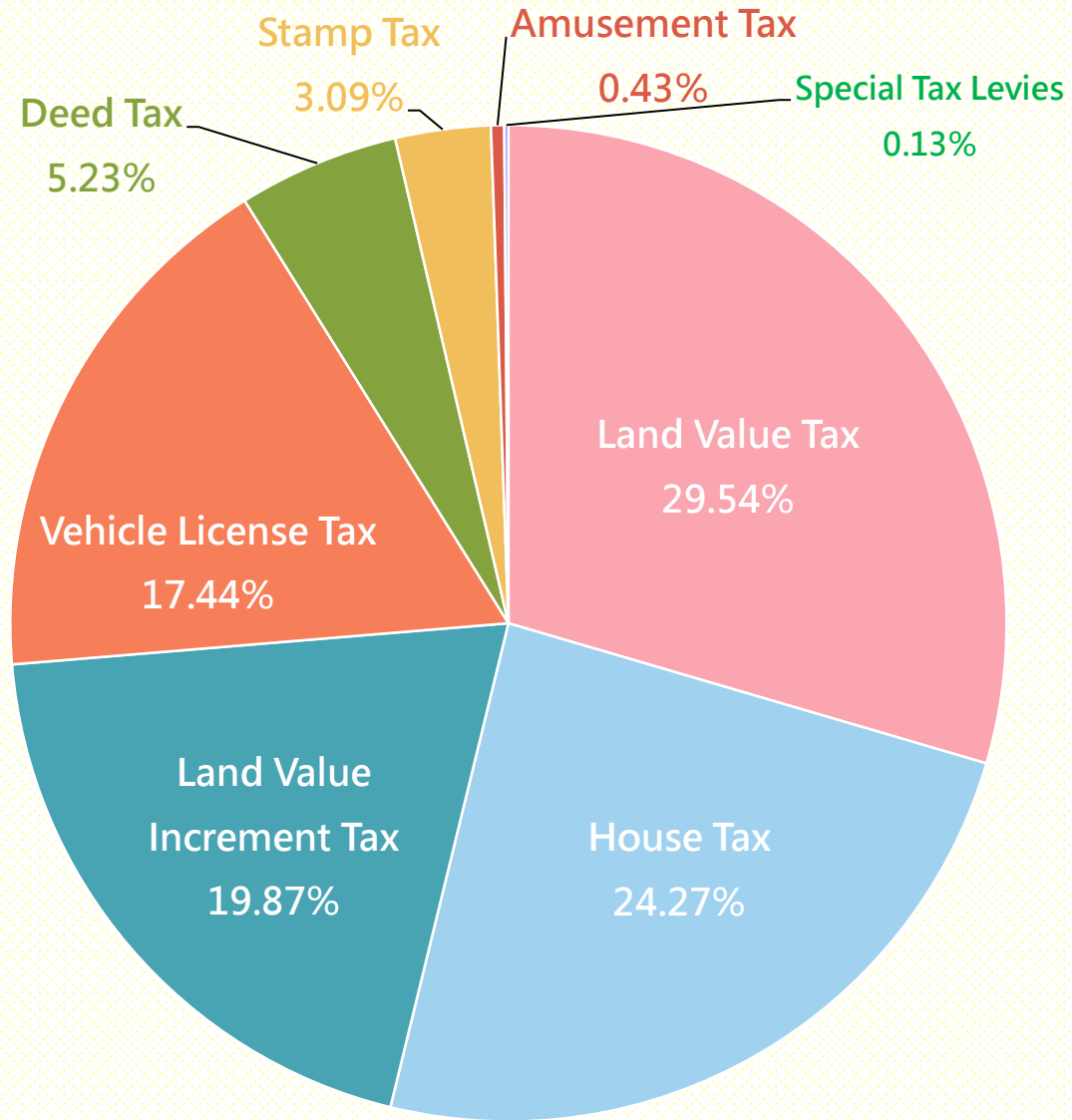
# 2021 Structure of Tax Revenues



## 2021 Structure of Tax Revenues

Item of Tax	Revenues (NT \$ Million)	Percentage (%)
Land Value Tax	12,231	28.02
House Tax	10,853	24.86
Land Value Increment Tax	8,824	20.22
Vehicle License Tax	7,471	17.11
Deed Tax	2,833	6.49
Stamp Tax	1,259	2.88
Amusement Tax	111	0.25
Special Tax Levies	72	0.16
<b>Total</b>	<b>43,653</b>	<b>100.00</b>

# 2020 Structure of Tax Revenues

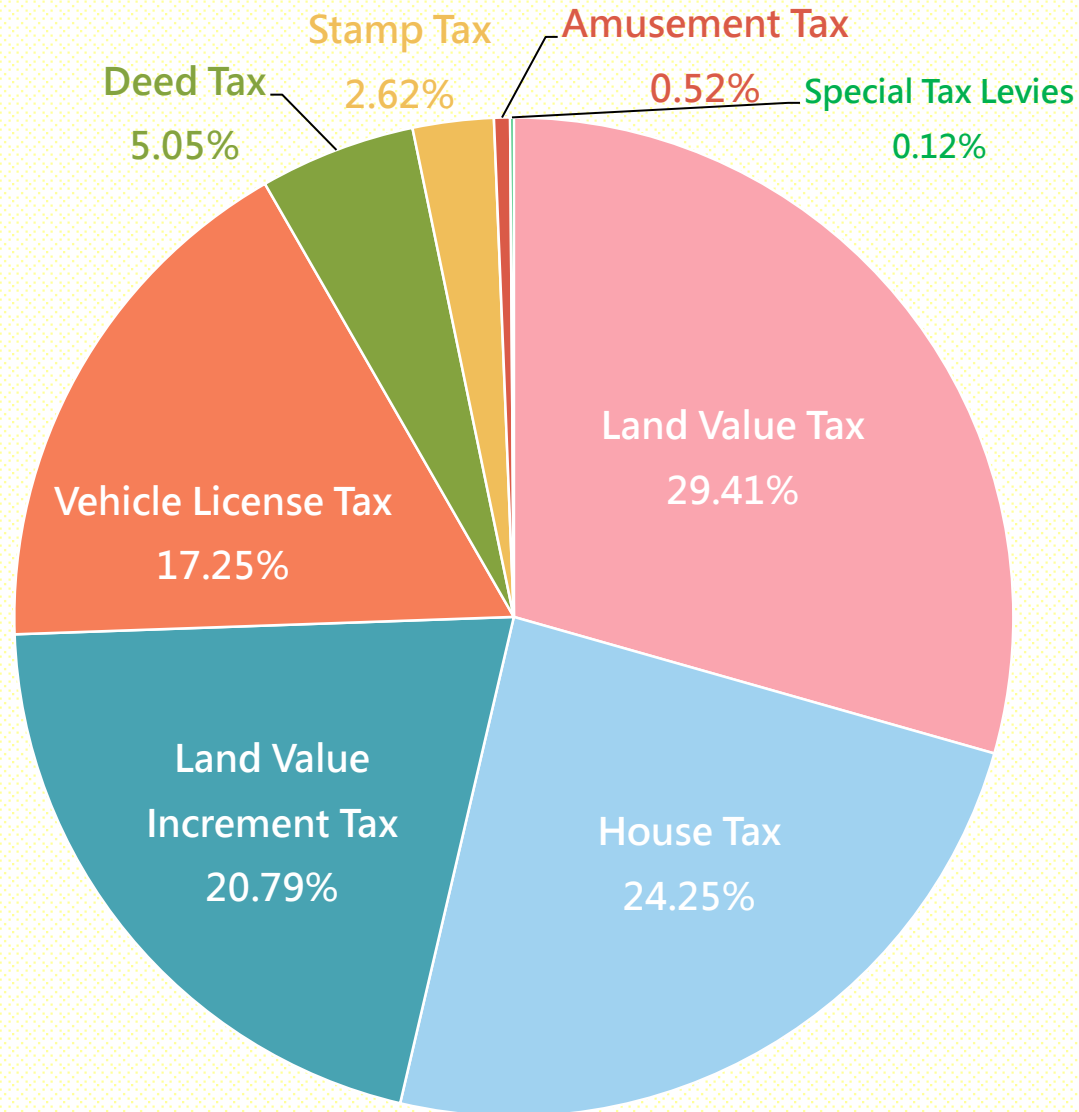


## 2020 Structure of Tax Revenues

Item of Tax	Revenues (NT \$ Million)	Percentage (%)
Land Value Tax	12,542	29.54
House Tax	10,304	24.27
Land Value Increment Tax	8,438	19.87
Vehicle License Tax	7,404	17.44
Deed Tax	2,220	5.23
Stamp Tax	1,313	3.09
Amusement Tax	182	0.43
Special Tax Levies	56	0.13
<b>Total</b>	<b>42,459</b>	<b>100.00</b>



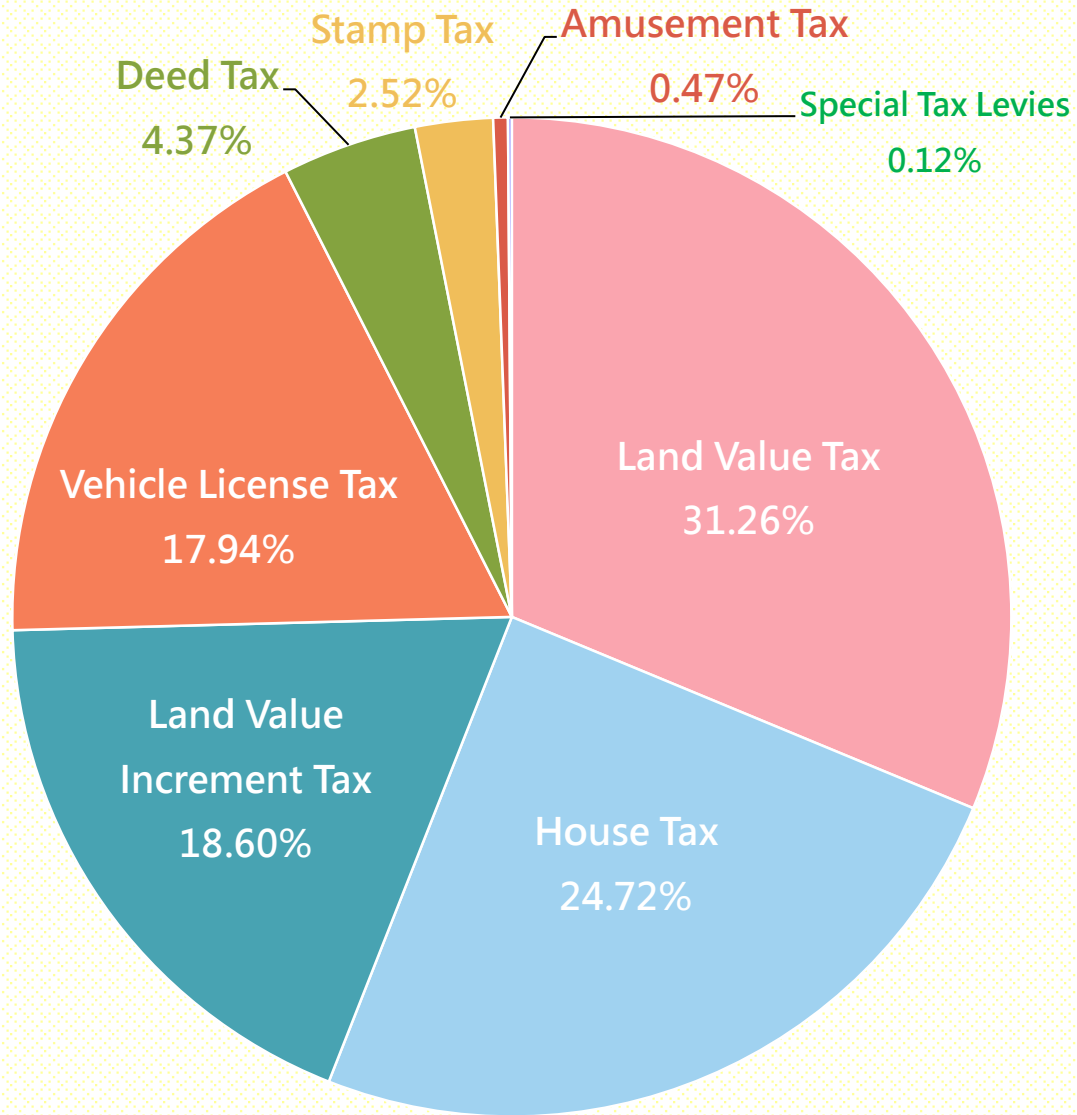
# 2019 Structure of Tax Revenues



## 2019 Structure of Tax Revenues

Item of Tax	Revenues (NT \$ Million)	Percentage (%)
Land Value Tax	12,483	29.41
House Tax	10,293	24.25
Land Value Increment Tax	8,825	20.79
Vehicle License Tax	7,324	17.25
Deed Tax	2,142	5.05
Stamp Tax	1,111	2.62
Amusement Tax	219	0.52
Special Tax Levies	51	0.12
<b>Total</b>	<b>42,448</b>	<b>100.00</b>

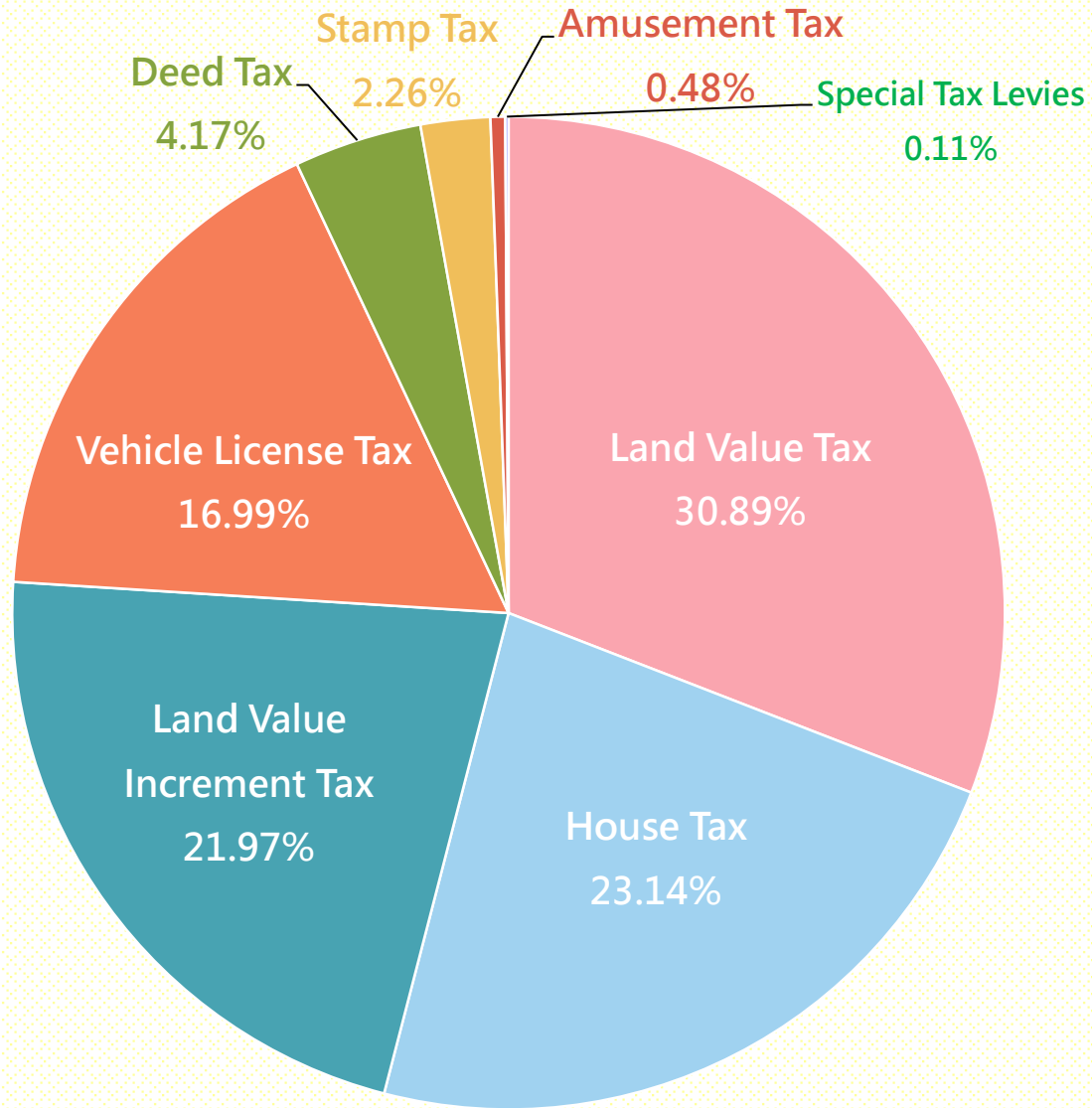
# 2018 Structure of Tax Revenues



## 2018 Structure of Tax Revenues

Item of Tax	Revenues (NT \$ Million)	Percentage (%)
Land Value Tax	12,641	31.26
House Tax	9,996	24.72
Land Value Increment Tax	7,524	18.60
Vehicle License Tax	7,256	17.94
Deed Tax	1,767	4.37
Stamp Tax	1,018	2.52
Amusement Tax	192	0.47
Special Tax Levies	50	0.12
<b>Total</b>	<b>40,443</b>	<b>100.00</b>

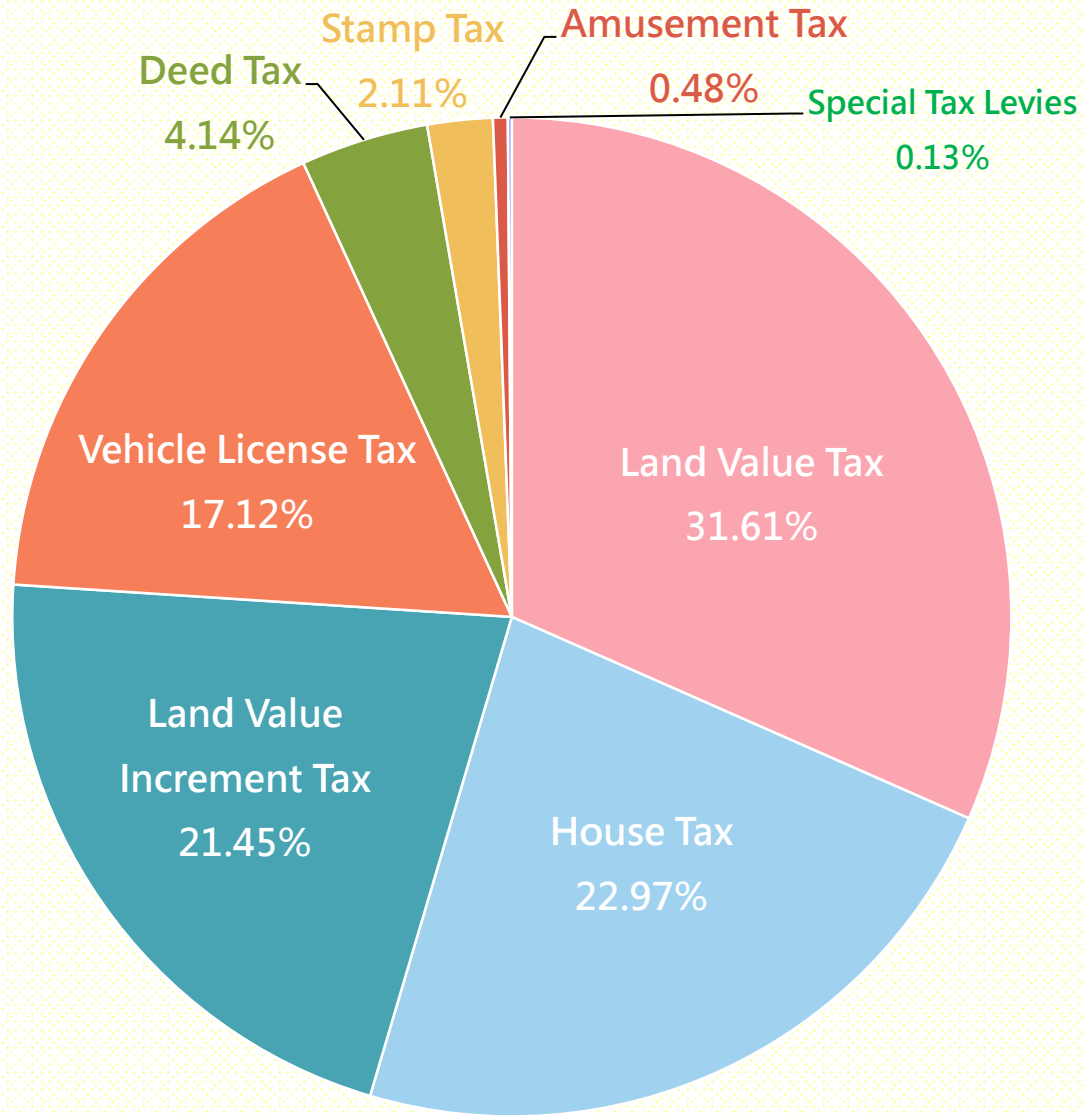
# 2017 Structure of Tax Revenues



## 2017 Structure of Tax Revenues

Item of Tax	Revenues (NT \$ Million)	Percentage (%)
Land Value Tax	13,104	30.89
House Tax	9,817	23.14
Land Value Increment Tax	9,318	21.97
Vehicle License Tax	7,205	16.99
Deed Tax	1,767	4.17
Stamp Tax	960	2.26
Amusement Tax	202	0.48
Special Tax Levies	45	0.11
<b>Total</b>	<b>42,419</b>	<b>100.00</b>

# 2016 Structure of Tax Revenues

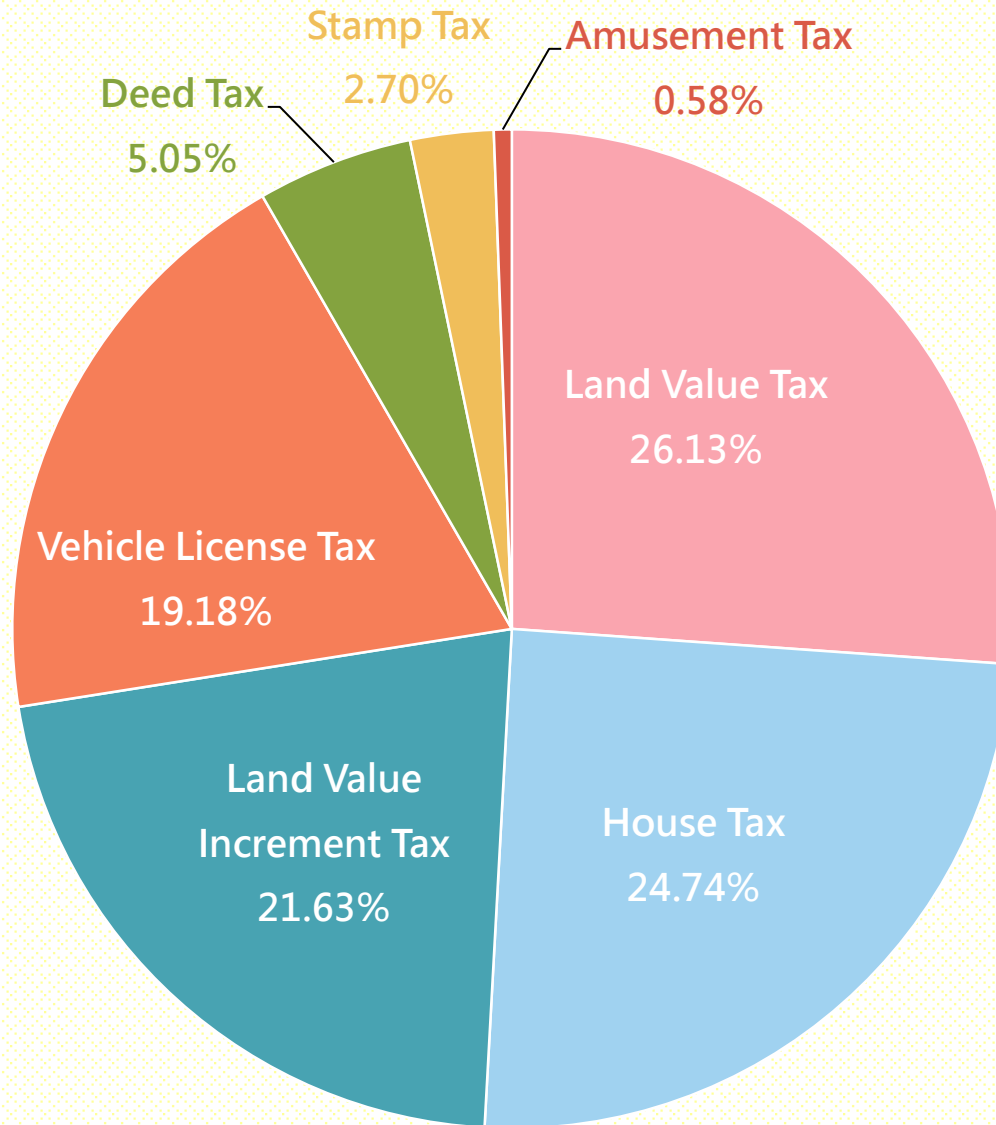


## 2016 Structure of Tax Revenues

Item of Tax	Revenues (NT \$ Million)	Percentage (%)
Land Value Tax	13,072	31.61
House Tax	9,502	22.97
Land Value Increment Tax	8,872	21.45
Vehicle License Tax	7,079	17.12
Deed Tax	1,711	4.14
Stamp Tax	873	2.11
Amusement Tax	198	0.48
Special Tax Levies	52	0.13
<b>Total</b>	<b>41,359</b>	<b>100.00</b>



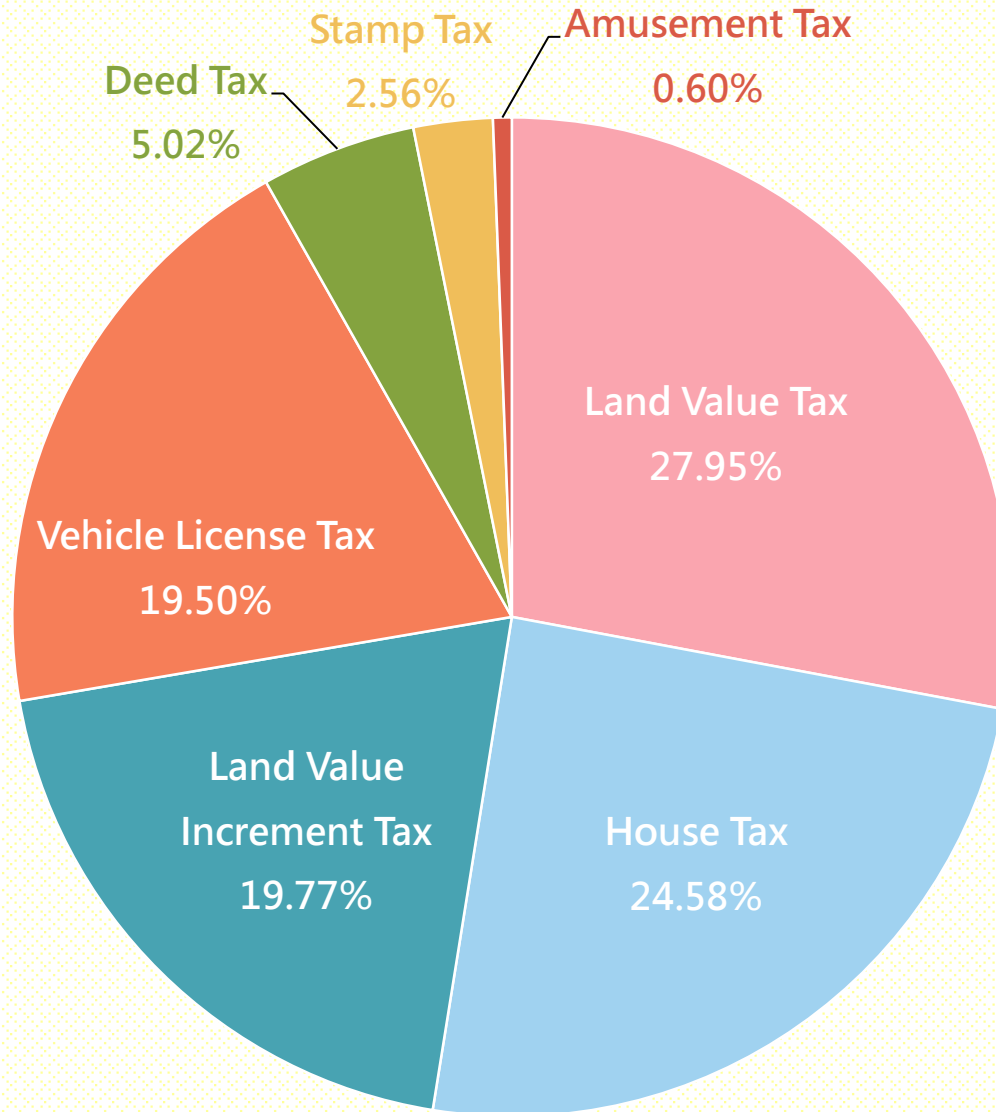
# 2015 Structure of Tax Revenues



## 2015 Structure of Tax Revenues

Item of Tax	Revenues (NT \$ Million)	Percentage (%)
Land Value Tax	9,464	26.13
House Tax	8,963	24.74
Land Value Increment Tax	7,836	21.63
Vehicle License Tax	6,947	19.18
Deed Tax	1,828	5.05
Stamp Tax	977	2.70
Amusement Tax	209	0.58
<b>Total</b>	<b>36,223</b>	<b>100.00</b>

# 2014 Structure of Tax Revenues



## 2014 Structure of Tax Revenues

Item of Tax	Revenues (NT \$ Million)	Percentage (%)
Land Value Tax	9,656	27.95
House Tax	8,490	24.58
Land Value Increment Tax	6,830	19.77
Vehicle License Tax	6,737	19.50
Deed Tax	1,735	5.02
Stamp Tax	885	2.56
Amusement Tax	209	0.60
<b>Total</b>	<b>34,541</b>	<b>100.00</b>