

GENERAL SURGERY 360° COURSE:

ENDOSCOPIC/LAPAROSCOPIC/IMAGE- GUIDED FUNDAMENTAL COURSE

SEP 11 - 13, 2026 IRCAD – TAIWAN



PRESIDENT

Jacques MARESCAUX

MD, FRCS, FJSES
President, IRCAD/EITS,
University of Strasbourg, France

CHAIRMAN

黃明和 Min-Ho HUANG

MD, MPH, PhD
President, IRCAD Taiwan/AITS,
Show Chwan Memorial Hospital,
Changhua, Taiwan

COURSE DIRECTORS

黃士維 Wayne Shih-Wei HUANG

MD, MPH, PhD
Dean, IRCAD Taiwan/AITS,
Show Chwan Memorial Hospital,
Changhua, Taiwan

林忠葦 Charles Chung-Wei LIN

MD, FACS
Vice Dean, IRCAD Taiwan/AITS,
Show Chwan Memorial Hospital,
Changhua, Taiwan

COURSE OBJECTIVES

- To prepare resident doctors ready for safe practice of laparoscopic surgery
- To describe and understand the equipment, tools, energy, and pneumoperitoneum
- To present the fundamentals of laparoscopic techniques
- Practical training sessions to learn and improve the performance of basic techniques in laparoscopic surgery, such as intra-corporeal suturing and tying techniques of knots, coordinating both hands for dissection and safe energy use in laparoscopy
- To describe common laparoscopic techniques and operative procedures
- To describe the results and potential complications of laparoscopic procedures

TARGET AUDIENCE

- Surgeons in training who wish to solidify knowledge on basic principles and theories behind laparoscopic surgery, including instrumentations, ergonomics, and technical skills, on comprehensive but fundamental fields in general surgery such as hernia, bariatric, hepatobiliary, colorectal, and pediatric surgery.

EDUCATIONAL METHODS

- Interactive theoretical and video sessions between faculty & course participants
- Live & pre-recorded operative demonstrations

INVITED INTERNATIONAL FACULTY

- ✚ Kengo HAYASHI (Japan)

INVITED TAIWAN FACULTY

- ✚ 魏晉弘 Chin-Hung Wei - 衛生福利部雙和醫
- ✚ 陳家慶 C.C. CHEN - 彰濱秀傳紀念醫院

IRCAD – TAIWAN

GENERAL SURGERY 360° FUNDAMENTAL COURSE

SEPTEMBER 11 - 13, 2026

交通車時刻表 Shuttlebus Time Schedule	
出發時間 Departure Time	路線 Route
Day 1: September 11 (星期五 Friday)	
08.20	鹿港永樂酒店 → 彰濱秀傳微創手術中心 Union House Lukang → IRCAD-Taiwan
18.00	彰濱秀傳微創手術中心 → 大會晚宴 IRCAD-Taiwan → Congress Dinner
20.30	大會晚宴 → 鹿港永樂酒店 Congress Dinner → Union House Lukang
Day 2: September 12 (星期六 Saturday)	
07.50	鹿港永樂酒店 → 彰濱秀傳微創手術中心 Union House Lukang → IRCAD-Taiwan
18.15	彰濱秀傳微創手術中心 → 鹿港永樂酒店 IRCAD-Taiwan → Union House Lukang
Day 3: September 13 (星期日 Sunday)	
08.20	鹿港永樂酒店 → 彰濱秀傳微創手術中心 Union House Lukang → IRCAD-Taiwan
18.15	彰濱秀傳微創手術中心 → 鹿港永樂酒店 → 高鐵台中站 IRCAD-Taiwan → Union House Lukang → Taichung HSR Station

*如需放置行李，櫃台後方設有行李間，請當日退房後帶至中心。

Luggage storage is available at IRCAD-Taiwan. You may bring your luggage to IRCAD after check-out.

* 自行開車者，可將車輛停放於醫院內停車格，於課程結束後至櫃檯領取免費停車卷。

Parking lot is available next to IRCAD-Taiwan, please kindly collect parking ticket from our front desk.

* 需要計程車接送者，請提前告知我們工作人員，方便為您安排。

If taxi is needed, please let us know ahead of time.

Day 1 - Friday, Sep 11, 2026

08.20 am Faculty & Participant Shuttlebus from Hotel to IRCAD-Taiwan

08.40 am Registration

09.00 am MORNING SESSION – 1F Auditorium

- 09.00-09.15 **OPENING SESSION IN AUDITORIUM**
Welcome to Participants
- 09.15-09.40 **Laparoscopic equipment: camera, optical system, insufflator, and instruments**
- 09.45-10.15 **Cholecystectomy: basic principles and techniques in common and complex situations**
- 10.20-10.50 **Laparoscopic common bile duct exploration: indication, techniques and cautions**
- 10.50-11.20 Coffee Break @ 1F Cafeteria
- 11.20-11.50 **Laparoscopy in acute abdomen**
- 11.55-12.25 **Laparoscopic suturing-training for mastery**
- 12.25-13.40 Group Photo & Lunch Break
@ 1F Cafeteria

13.40 pm AFTERNOON SESSION – 1F Auditorium

13.40-14.00 **PRE-LAB SESSION IN AUDITORIUM**

黃士維 S.W. HUANG

- Presentation of the exercise in training box.

Day 1 - Friday, September 11, 2026

14.10 pm EXPERIMENTAL LABORATORY – 2F Meichi & 3F Laboratory

14.10 pm PRACTICAL SESSION IN EXPERIMENTAL LABORATORY (Training Box)

- Workshops are run in parallel. Participants will have access to all workshops.

3F Laboratory Rotation: 25 mins x 4 stations 【 Group 1 】 14:10-15:50 【 Group 2 】 16:10-17:50	SPECIAL STAGES Laparoscopic Painting	LASTT: 1. Number Camera Navigation 2. Ring Hang-Eye Coordination 3. Pin Bi-Manual Coordination
	Laparoscopic Instrument Manipulation 1. Origami 2. Circle Cutting	Needle Guidance
2F Mei Chi Conference Room 100 mins 【 Group 2 】 14:10-15:50 【 Group 1 】 16:10-17:50	Laparoscopic Suture – Pad	

17.50 pm End of session
Evaluation of the day at reception desk (1F)

18.00 pm Faculty & Participant Shuttlebus from IRCAD-Taiwan to Congress Banquet

20.30 pm Shuttlebus from Congress Banquet to Hotel

Day 2 - Saturday, September 12, 2026

07.50 am Faculty & Participant Shuttlebus from Hotel to IRCAD-Taiwan

08.20 am MORNING SESSION – 1F Auditorium



08.20-08.45 Laparoscopic hernia surgery

08.50-09.20 Laparoscopic colorectal surgery

09.25-09.55 Laparoscopic intracorporeal GI anastomoses

10.00-10.20 PRE-LAB SESSION IN AUDITORIUM

黃士維 W. HUANG






-  Porcine embryology, anatomy, and clinical correlation
-  Lab rules, demonstrations & procedures to be performed

10.20-10.50 Coffee Break

11.00 EXPERIMENTAL LABORATORY – 3F Laboratory

11.00-13.00 Hands-On Session on Live Tissue


Training Procedures:

-  TAPP
-  Cholecystectomy
-  CBD exploration with T-tube placement
-  Gastrojejunostomy
-  Small Bowel Resection & Anastomosis

13.00-14.00 Lunch Break

14.00-18.00 Hands-On Session on Live Tissue

Training Procedures:

-  Continuation of morning session

18.00 **BACK TO 1F AUDITORIUM**
WRAP-UP
Evaluation of the day

18.15 Participants shuttlebus from IRCAD-Taiwan to Hotel

Day 3 - Sunday, Sep 13, 2026

08.20 Shuttlebus from Hotel to IRCAD-Taiwan

08.45 am MORNING SESSION – 1F Auditorium

08.45-09.10 AI & Robotic surgery in the future

09.15-09.40 Laparoscopic surgery for gastric disease

09.45-10.25 Laparoscopic HPB surgery

10.30-11.00 Coffee Break @ 1F Cafeteria

11.00-11.25 Pearls and pitfalls in invasive procedure: ultrasound guided methods

11.30-11.55 Endoscopy: basic principle and collaboration with surgery

12:00-12:25 Robotic training pathways

12.30-13.30 Lunch Break

13.30 AFTERNOON SESSION – 1F Auditorium

13.30-13.50 PRE-LAB SESSION IN AUDITORIUM

黃士維 W. HUANG

- Demonstration of the exercises to be performed.

Day 3 - Sunday, Sep 13, 2026

14.00 pm **EXPERIMENTAL LABORATORY – 2F Mei Chi & 3F Laboratory**

14.00 pm **PRACTICAL SESSION IN EXPERIMENTAL LABORATORY (Training Box & Ex-Vivo Tissue)**

- Workshops are run in parallel. Participants will have access to all workshops.

<p style="text-align: center;">3F Laboratory Flexible Endoscopy (80 mins) Rotation: 40 mins x 2 stations</p>	<p style="text-align: center;">1. B.E.S.T. Box 2. Ex-vivo Model</p>
<p style="text-align: center;">3F Laboratory Ultrasound (80 mins) Rotation: 40 mins x 2 stations</p>	<p style="text-align: center;">1. Scan 2. Central Line</p>
<p style="text-align: center;">2F Mei Chi Conference Room 80 mins</p>	<p style="text-align: center;">Laparoscopic Suture - Ex-vivo Tissue (80 mins)</p>

18.00 pm **End of the Course**
Delivery of Certificates

18.15 pm **Shuttlebus from IRCAD-Taiwan to HSR Taichung Station/Hotel**

Day 3 - Sunday, Sep 13, 2026

彰濱秀傳醫療園區地圖

Map of Chang Bing Show Chwan Health Park



Restaurant 餐廳 :	Tel 電話 :	Address 地址 :
LeeLi's	+886-4-777-1822	鹿港鎮興化街 40-1 號
海味珍海鮮餐廳 Hai Wei Zhen Seafood	+886-4-778-6442	鹿港鎮鹿東路二段 173 號
木生海鮮會館 Mu Sheng Seafood	+886-4-776-4072	鹿港鎮自由路 77 號
王罔麵線糊 Wang Wang Noodle Paste	+886-958-629-960	鹿港鎮民族路 268 號
永香民俗小吃 Yong Xiang Taiwan Snack	+886-4-778-7464	鹿港鎮金門巷 55 號
掬翠拾煙蔬食創作料理 (素) Ju Cui Shi Yan (Vegetarian)	+886-4-778-9112	鹿港鎮金盛巷 10 號
勝豐吧 Sheng Feng Bar	+886-958-336- 211	鹿港鎮民族路 131 號