

PROGRAM

ASIA IRCAD – TAIWAN

INTENSIVE COURSE IN LAPAROSCOPIC GENERAL SURGERY

JUNE 29- JULY 3, 2026



Medtronic
Engineering the extraordinary

CHAIRMAN

黃明和 Min-Ho HUANG

*President, IRCAD Taiwan/AITS
Show Chwan Memorial Hospital,
Changhua, Taiwan*

PRESIDENT

Jacques MARESCAUX

*President, IRCAD/EITS
University Hospital of Strasbourg,
France*

DEAN

黃士維 Wayne Shih-Wei HUANG

*Dean, IRCAD Taiwan/AITS
Show Chwan Memorial Hospital,
Changhua, Taiwan*

OBJECTIVES



Provide Participants with essential knowledge for Clinical Laparoscopic Applications

- **Fundamental principles:** overview of instruments, materials and equipment along with key laparoscopic techniques
- **Hands-on training:** practical sessions to learn or improve skills in:
 - intra-corporeal suturing and knot tying
 - two-handed coordination for manipulation and dissection
 - safe use of energy and laparoscopic staplers, clips...
- **Outcome and Complication:** discussion of expected results and potential complications of laparoscopic procedures

EDUCATIONAL METHODS






- Interactive didactic and video sessions between faculty and participants
- Live & pre-recorded operative demonstrations
- Supervised hands on training sessions on ex-vivo and live animal models
- Objective assessment of technical skills (OSATS)

INVITED INTERNATIONAL FACULTY

-  Davide LOMANTO (Singapore)
-  Miguel MENDOZA (Philippines)
-  Han-Kwang YANG (South Korea)
-  Catherine Sia Cheng TEH (Philippines)
-  Shigeki YAMAGUCHI (Japan)

INVITED TAIWAN FACULTY

秀傳醫療體系

-  黃士維 (Wayne) Shih-Wei HUANG
-  林忠葦 (Charles) Chung-Wei LIN
-  吳鴻昇 (James) Hurng-Sheng WU
-  林建華 (Michael) Chien-Hua LIN
-  歐金俊 Jing-Jim OU

Day 1 – Monday, June 29th, 2026

08.00 am Faculty & Participant Shuttlebus from Lugang UNION HOUSE Hotel to IRCAD-Taiwan

08.30 am **Registration & Take Photo for Course Booklet**

THEORETICAL SESSION – 1F Auditorium

09.00 am **Welcome to participants
& Pre-course evaluation w/voting system**

09.15-09.45 **Getting started in laparoscopic surgery: principles, skills and safe practice**

- ✚ The techniques of access to the peritoneal cavity
- ✚ Trocar characteristics, risks, safe manipulation and positioning
- ✚ Skills requirements for performing basic procedures safely
- ✚ Insufflator: The principles of pneumoperitoneum

09.50-10.20 **Laparoscopic Suturing, Sewing, Knot Tying**

10.20-10.50 Coffee Break (1F Cafeteria)

PRE-LAB – 1F Auditorium

10.50-11.10 **PRE-LAB SESSION IN AUDITORIUM**

- ✚ Description of the lab rules

EXPERIMENTAL SESSION (Suture – Dry Lab) – 3F Laboratory

11.10-11.30 **Pre-Test**
Perform suture tying: Suture & 3 square knots

11.30-13.30 **Lab Demonstration**
Hands-On Session on **Dry Box – Pad**

Training Procedures:

- ✚ Picking up of needle
- ✚ Adjustment of needle angles
- ✚ Driving through the needles right hand / left hand
- ✚ Pulley method
- ✚ Knot tying
- ✚ Right hand only rotation
- ✚ Proper tightening of knot
- ✚ Continuous knot formation

13.30-14.25 Lunch (1F Cafeteria)

This program is subject to modification.

THEORETICAL SESSION – 1F Auditorium

- 14.30-15.00 (France @ 07.30 AM - 08.00 AM)
How Artificial Intelligence will revolutionize Minimally Invasive Surgery?
- 15.00-15.30 **Key Equipment for Laparoscopic Surgery**
- ✚ Electrosurgical devices
 - ✚ Ultrasonic shears

EXPERIMENTAL SESSION (Suture – Dry Lab) – 3F Laboratory

- 15.40-17.40 Hands-On Session on **Ex-vivo Tissue**

Training Procedures:

- ✚ Closure of Gastrostomy
- ✚ Gastrojejunostomy
- ✚ Jejunojejunostomy

- 17.50 pm End of session
Evaluation of the day at reception desk (1F)

Day 2 – Tuesday, June 30th, 2026

08.00 am Faculty & Participant Shuttlebus from Lugang UNION HOUSE Hotel to IRCAD-Taiwan

THEORETICAL SESSION – 1F Auditorium

- 08.30-09.00 **Biliary Surgery**
- ✚ Basic principles of laparoscopic cholecystectomy: critical view of safety and bailout procedures

LIVE SURGERY & THEORETICAL SESSION – 1F Auditorium

- 09.00-10.30 **LIVE OR PRE-RECORDED OPERATIVE DEMONSTRATIONS**
(Inguinal Hernia)

10.30-11.00 Coffee Break (1F Cafeteria)

- 11.00-11.30 **Biliary Surgery**
- ✚ Laparoscopic management of CBD stones

11.30-12.30 Lunch & Group Photo (1F Cafeteria)

PRE-LAB SESSION – 1F Auditorium

- 12.30-13.30 **Laparoscopic Hernia Repair**
- ✚ Rationale of the laparoscopic approach (TAPP)
 - ✚ Repair in complex situations; strangulated and irreducible hernias
 - ✚ Abdominal wall repair: Ventral and incisional hernia

13.35-14:05 **PRE-LAB SESSION IN AUDITORIUM**

- ✚ Description of the lab rules
- ✚ Anatomy of the animal
- ✚ Surgical procedures

EXPERIMENTAL SESSION (Live Tissue) – 3F Laboratory

14.10-18.10 Hands-On Session on **Live Tissue**
OSATS – Technical Skills Evaluation (Initial)

Training Procedures:

- ✚ TAPP inguinal hernia repair
- ✚ Small bowel resection and anastomoses
- ✚ Cholecystectomy
- ✚ CBD exploration
- ✚ T-tube placement

18.10 End of Session

Day 3 – Wednesday, July 1st, 2026

08.00 am Faculty & Participant Shuttlebus from Lugang UNION HOUSE Hotel to IRCAD-Taiwan

THEORETICAL SESSION – 1F Auditorium

08.30-09.10 **Laparoscopic Surgery for Abdominal Emergencies**

- + Acute appendicitis
- + Bowel, gastric perforation
- + Bowel obstruction
- + Acute cholecystitis

LIVE SURGERY – 1F Auditorium

09.10-10.40 **LIVE OR PRE-RECORDED OPERATIVE DEMONSTRATIONS**

Liver Surgery

10.40-11.00 Coffee Break (1F Cafeteria)

Foregut Surgery

11.00-11.40 **Esophageal Motility disorders:**

- + GERD & Hiatal Hernia
- + Achalasia

11.45-12.25 **Gastric Cancer Surgery**

- + Distal Gastrectomy
- + Total Gastrectomy
- + Tips and Tricks of anastomosis

12.25-13.25 Lunch (1F Cafeteria)

PRE-LAB SESSION – 1F Auditorium

13.30-13.50 **PRE-LAB SESSION IN AUDITORIUM**

- + Description of the surgical procedures

EXPERIMENTAL SESSION (Porcine) – 3F Laboratory

14.00-18.00 Hands-On Session on **Live Tissue**

Training Procedures:

- + Gastrojejunostomy-Stapling
- + Fundoplication
- + Gastrectomy
- + Splenectomy

18.00 End of session
Evaluation of the day at reception desk (1F)

Day 4 - Thursday, July 2nd, 2026

08.00 am Faculty & Participant Shuttlebus from Lugang UNION HOUSE Hotel to IRCAD-Taiwan

THEORETICAL SESSION – 1F Auditorium

Colorectal Surgery

08.30-09.00 🚦 Laparoscopic Right and Left colectomy, TME

LIVE SURGERY – 1F Auditorium

09.00-11.00 **LIVE OR PRE-RECORDED OPERATIVE DEMONSTRATIONS**

Laparoscopic Colorectal Surgery

11.00-11.30 Coffee Break (1F Cafeteria)

THEORETICAL SESSION – 1F Auditorium

Colorectal Surgery

11.30-12.00 🚦 Transanal and Robotic TME

12.05-12.30 Innovation and Entrepreneurship in Surgery

12.30-13.30 Lunch & Group Photo @ 1F Auditorium

PRE-LAB SESSION – 1F Auditorium

13.30-13.50 **PRE-LAB SESSION IN AUDITORIUM**

🚦 Description of the Surgical procedures

EXPERIMENTAL SESSION (Porcine) – 3F Laboratory

14.00-18.00 Hands-On Session on Live Tissue

OSATS – Technical Skills Evaluation (Final)

Training Procedures *:

- 🚦 Gastrectomy
- 🚦 Gastrojejunostomy
- 🚦 Partial liver resection
- 🚦 Dissection of the hepatic hilum
- 🚦 Small bowel resection & anastomose

18.00 End of session
Evaluation of the day at reception desk (1F)

Day 5 - Friday, July 3rd, 2026

08.00 am Faculty & Participant Shuttlebus from Lugang UNION HOUSE Hotel to IRCAD-Taiwan

EXPERIMENTAL SESSION – 3F Laboratory

08.30-09.00 **Post-Test**
Suture & 3 square knots

LIVE SURGERY – 1F Auditorium

09.00-10.00 **LIVE OR PRE-RECORDED OPERATIVE DEMONSTRATIONS**
(cases to be determined)

10.00-10.30 Coffee Break (1F Cafeteria)

THEORETICAL SESSION – 1F Auditorium

10.30-11.00 **State-of-the-art: Bariatric and Metabolic Surgery**

11.05-11.35 **From Bariatric Surgery to Obesity Treatment**

11.40-12.10 **Thyroid Surgery**

12.10-13.10 Lunch (1F Cafeteria)

THEORETICAL SESSION – 1F Auditorium

13.10-13.40 **Laparoscopic approach to Solid and Endocrine organs**
✚ HBP surgery: How to start? From small to extended resection

13.45-14.15 **How to get the best from open access tools for collecting, and sharing your research sources**

14.20 pm End of the course
Evaluation of the day & Delivery of certificate of attendance

14.20 pm Participant & Faculty Shuttlebus from IRCAD-Taiwan to Hotel & Taichung HSR Station

彰濱秀傳醫療園區地圖

Map of Chang Bing Show Chwan Health Park



Restaurant 餐廳 :	Tel 電話 :	Address 地址 :
LeeLi's	+886-4-777-1822	鹿港鎮興化街 40-1 號
海味珍海鮮餐廳 Hai Wei Zhen Seafood	+886-4-778-6442	鹿港鎮鹿東路二段 173 號
木生海鮮會館 Mu Sheng Seafood	+886-4-776-4072	鹿港鎮自由路 77 號
王罔麵線糊 Wang Wang Noodle Paste	+886-958-629-960	鹿港鎮民族路 268 號
永香民俗小吃 Yong Xiang Taiwan Snack	+886-4-778-7464	鹿港鎮金門巷 55 號
掬翠拾煙蔬食創作料理 (素) Ju Cui Shi Yan (Vegetarian)	+886-4-778-9112	鹿港鎮金盛巷 10 號
勝豐吧 Sheng Feng Bar	+886-958-336- 211	鹿港鎮民族路 131 號

NOTE